



Additional Data Paper: Common Travel Area Data and Statistics

This annex summarises the available data and statistics relating to movement within the Common Travel Area between Ireland and the United Kingdom of Great Britain and Northern Ireland as of August 2017. It includes:

- Information on cross-border travel via public, private, air and ferry transport
- Statistics on commuting for work and education
- Data on the volume of external visitors and value of tourism
- Details of cross-border communities and cooperation
- Statistics on long term migration

Summary

1. Cross-border travel and movements between Northern Ireland and Ireland are extensive and, for many people, a regular feature of everyday life. People make cross-border journeys for a wide variety of reasons including to work, study, shop, or visit friends and family.
2. Modelled estimates suggest that the total number of person border crossings is around 110 million annually with the great majority of these crossings via private vehicle.¹ There are also around 0.9 million crossings by people using the rail network, and a smaller number of crossings by ferry and air transport.² For the 15 principal crossing points alone there are some 43 million recorded road vehicle border crossings each year.³ However, there are many other crossing points and, in addition, the closely intertwined nature of the road networks around the border can mean that a single point-to-point journey involves crossing the border multiple times.
3. In 2016 there were around 15.4 million crossings between Ireland and Great Britain made by air or ferry transport.⁴ The main reason for Great Britain residents to visit Ireland and for residents of Ireland to visit Great Britain was to see friends and family. Holidays and business trips were the next most prevalent reasons for flows in both directions.⁵

¹ [Person border crossings estimates, Department for Infrastructure \(Northern Ireland\), June 2017](#). Further detail on the modelling is set out in paragraph 5 and footnote 8.

² Translink, Unpublished.

³ Department for Infrastructure (Northern Ireland) Traffic Counter Information (2017), Unpublished.

⁴ [Northern Ireland Air Passenger Flow, NISRA, May 2017](#) and [Provisional sea passenger statistics 2016, Department for Transport, February 2017](#).

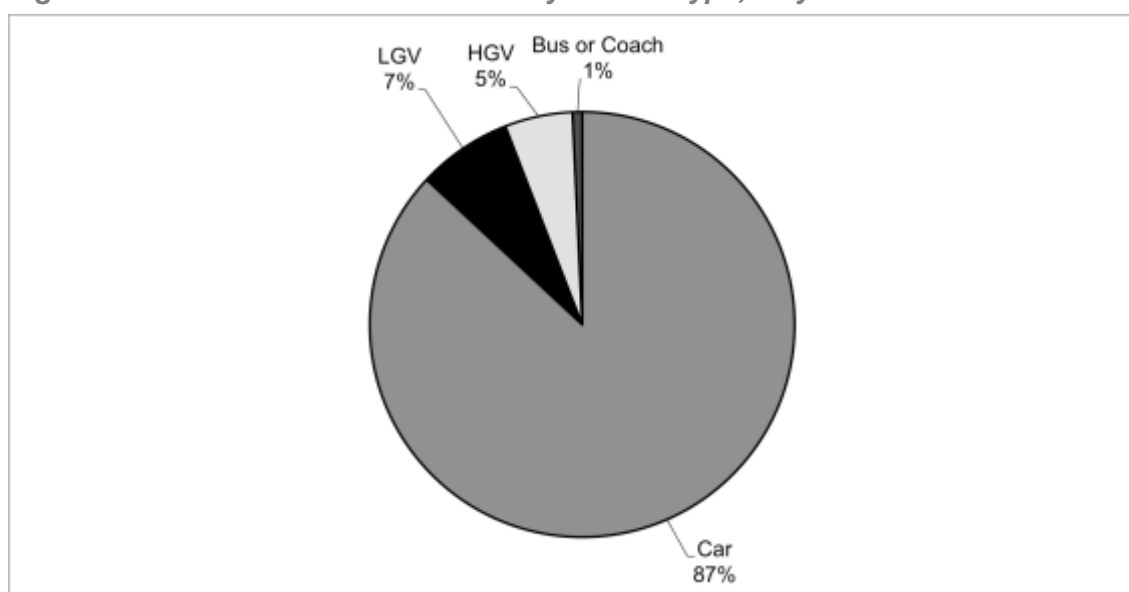
⁵ [ONS ad-hoc data release on visits to Great Britain by residents of Ireland and visits to Ireland by residents of Great Britain, by purpose, 2002-2016](#), 14 August 2017.

Private and Public Transport cross-border movements between Northern Ireland and Ireland

Flows between Northern Ireland and Ireland

4. Department for Infrastructure analysis using road traffic counters from the 15 principal Northern Ireland - Ireland crossing points indicates that in May 2017 there were on average 118,000 vehicle crossings at these border points each day, around 43 million annually.⁶ The Department for Infrastructure estimate that around 87% of these were cars, 7% light goods vehicles, 5% heavy goods vehicles, and under 1% were buses or coaches.⁷

Figure 1: Cross-border traffic counts by vehicle type, May 2017



Source: Department for Infrastructure Analysis, 2017

5. There are, however, a large number of other crossing points beyond the 15 covered by counter data, and many vehicle crossings at the border will also have more than one occupant. The Department of Infrastructure has used its recently developed transport model in an endeavour to account for these factors. Using available Census and survey data and assumptions regarding the purpose, frequency and occupancy of vehicles this modelling suggests there are around 110 million person crossings a year across all border crossing points.⁸ Translink, the main provider of public transport in

⁶ Department for Infrastructure (Northern Ireland) Traffic Counter Information (2017), Unpublished.

⁷ Department for Infrastructure (Northern Ireland) analysis.

⁸ Person border crossings estimates, Department for Infrastructure (Northern Ireland), June 2017. In addition to modelling cross-border road flows on the many routes not covered by the traffic counter network, this figure makes assumptions about the average occupancy level of vehicles crossing the Northern Ireland - Ireland border. The modelling indicates a total of 243,216 two-way cross-border person trips (or 162,663 vehicle crossings) over a 12hr period, which has then been scaled to a 24hr period by applying a factor of 1.25. Work continues around developing population estimates of cross-border movements.

Northern Ireland, estimates that in 2016/17 there were approximately 900,000 cross-border coach passenger journeys and 868,500 cross-border rail passenger journeys.⁹

Air Transport Flows

6. Northern Ireland Statistical Research Agency (NISRA) and Central Statistics Office (CSO) statistics show that, after residents of Ireland, residents of Great Britain were the largest users of Irish airports making up just over 20% (6.6m) of passenger flows to and from Irish airports.¹⁰ Residents of Northern Ireland made up a further 3% (1.0 million).¹¹ This compares to passenger flows by European residents to and from Irish airports of 6.3 million.¹² There were a total of 12.7 million crossings between Great Britain and Ireland by people using air transport in 2016.¹³ The number of air passengers has been growing, with numbers increasing by 36% between 2013 and 2016. Over the same period the number of Great Britain residents travelling through Irish airports increased by 42%.

Cross-border Movements by Ferry

Movements between Ireland and Great Britain

7. In 2016 approximately 2.7 million people travelled between Ireland and Great Britain seaports.¹⁴ The largest passenger flows are on the Holyhead - Dublin route, with almost 72% of passenger traffic using this route in 2016. The number of people crossing between Great Britain and Ireland by ferry has been declining; between 2009 to 2016 overall passenger numbers between Great Britain and Ireland decreased by just over 8%.

Movements between Northern Ireland and Ireland

8. Smaller scale ferry services operate between Northern Ireland and Ireland. The only ferry service in 2016 was between Magilligan and Greencastle, across Lough Foyle; in July to September 2016 it carried over 23,000 vehicles - primarily cars - and passengers associated with these, in addition to over 2,000 foot passengers.¹⁵ In July 2017, a ferry service began operating between Greencastle and Greenore, across Lough Carlingford.

⁹ Translink, Unpublished. Note the cross-border coach passenger journeys statistic includes journeys from a number of different operators.

¹⁰ [Northern Ireland Air Passenger Flow, NISRA, May 2017.](#)

¹¹ [Northern Ireland Air Passenger Flow, NISRA, May 2017.](#) There are two way flows across the Northern Ireland – Ireland border in order to make flights: 300,000 flights were made by residents of Ireland using Northern Ireland Airports in 2016.

¹² [Northern Ireland Air Passenger Flow, NISRA, May 2017.](#) Note European residents include all residents of the EU26, and those of number of other countries in the continent of Europe. See [background information on the CSO overseas travel statistics](#) for a non-exhaustive list of countries.

¹³ [Northern Ireland Air Passenger Flow, NISRA, May 2017.](#)

¹⁴ [Provisional Sea Passenger Statistics 2016, Department for Transport, February 2017.](#)

¹⁵ [Causeway Coast and Glens Council, 2017](#)

Cross-border Travel for Work and Education

Movements between Northern Ireland and Ireland

9. The 2011 Censuses for Northern Ireland and Ireland estimate that 14,800 people regularly commute across the border for work and study.¹⁶ A large number of border crossings occur each day for more episodic or less regular business purposes, as suggested by the number of crossings over the Northern Ireland - Ireland border by light and heavy goods vehicles.
10. According to data from the Higher Education Statistics Agency (HESA), there were around 2,200 Ireland domiciled students enrolled in Higher Education Institutions in Northern Ireland for 2015/16, representing 4% of total enrolments in Northern Ireland Higher Education Institutions.¹⁷ In 2015/16 around 800 Northern Ireland domiciled full time students were enrolled in higher education institutions in Ireland.¹⁸ Most Northern Ireland further education (FE) students who are domiciled in Ireland are likely to be at institutions near the border. In 2016/17, there were around 1,900 Ireland domiciled students at the three Northern Ireland FE Colleges near the border, representing almost 6% of their student population.¹⁹
11. It is also the case at the school level that a number of pupils cross the border on a daily basis with flows going in both directions. For example in 2016/17, approximately 270 Ireland domiciled pupils attended secondary schools in Northern Ireland and 100 Ireland domiciled pupils attended Northern Ireland primary schools.²⁰

Movements between Ireland and Great Britain

12. Statistics drawn from the International Passenger Survey show there were around 700,000 business visits to Ireland by Great Britain residents in 2016, and around 500,000 from Ireland to Great Britain.²¹ In recent years, the number of business visits between the countries has been growing, following a period of contracting business visit flows from the mid 2000's.

¹⁶ Census 2011, Ireland and Northern Ireland, CSO and NISRA, June 2014. Note these commuter figures will exclude self-employed people.

¹⁷ Enrolments at UK Higher Education Institutions: Northern Ireland analysis 2015/16, Department for the Economy (Northern Ireland), February 2017.

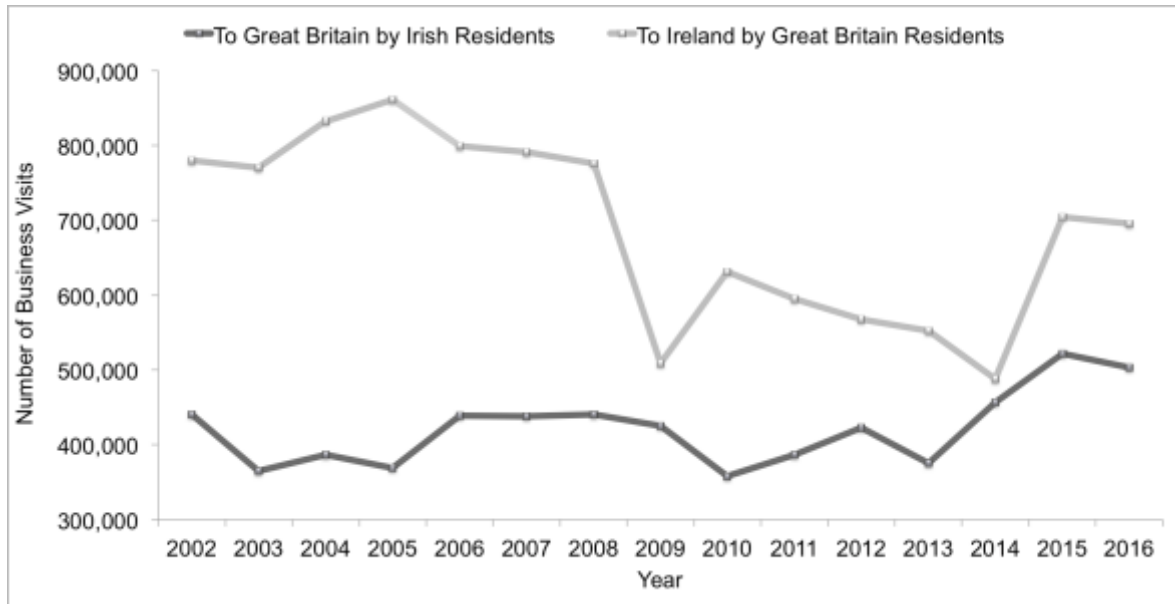
¹⁸ Higher Education Authority Statistics, 2015/16.

¹⁹ Northern Ireland Further Education Activity, Department for the Economy (Northern Ireland), August 2017. – regulated activity only.

²⁰ Department of Education (Northern Ireland) analysis of Northern Ireland school census, 2017.

²¹ 'ONS ad-hoc data release on visits to Great Britain by residents of Ireland and visits to Ireland by residents of Great Britain, by purpose, 2002-2016'. 14 August 2017.

Figure 2: Business visits to Great Britain by Residents of Ireland and to Ireland by Great Britain Residents, 2002-2016



Source: 'ONS ad-hoc data release on visits to Great Britain by residents of Ireland and visits to Ireland by residents of Great Britain, by purpose, 2002-2016', 14 August 2017.

13. HESA data shows that in 2015/16 around 8,100 Irish domiciled students were enrolled in Great Britain Higher Education Institutions.²² In 2015/16 there were around 1,800 Great Britain domiciled full and part time students enrolled in Higher Education Institutions in Ireland.²³

Visits

Movements between Ireland and Great Britain

14. In 2016 there were 3.7 million visits to Ireland from Great Britain made by Great Britain residents.²⁴ 40% of these visits were for the purpose of seeing friends and family, 36% were for a holiday, 19% were for business and 6% for some other purpose.²⁵

15. In 2016 there were 2.6 million visits to Great Britain from Ireland by residents of Ireland.²⁶ 44% of these visits were for the purpose of seeing friends and family, 25% were for a holiday, 19% were for business and 12% for some other purpose.²⁷

²² Department for Education analysis of the HESA Student Record, 2015/16.

²³ Full-time Enrolments by Domiciliary & Part-time Enrolments by Domiciliary, 2016/17, Higher Education Authority, 2017.

²⁴ 'ONS ad-hoc data release on visits to Great Britain by residents of Ireland and visits to Ireland by residents of Great Britain, by purpose, 2002-2016', 14 August 2017.

²⁵ 'ONS ad-hoc data release on visits to Great Britain by residents of Ireland and visits to Ireland by residents of Great Britain, by purpose, 2002-2016', 14 August 2017.

²⁶ 'ONS ad-hoc data release on visits to Great Britain by residents of Ireland and visits to Ireland by residents of Great Britain, by purpose, 2002-2016', 14 August 2017.

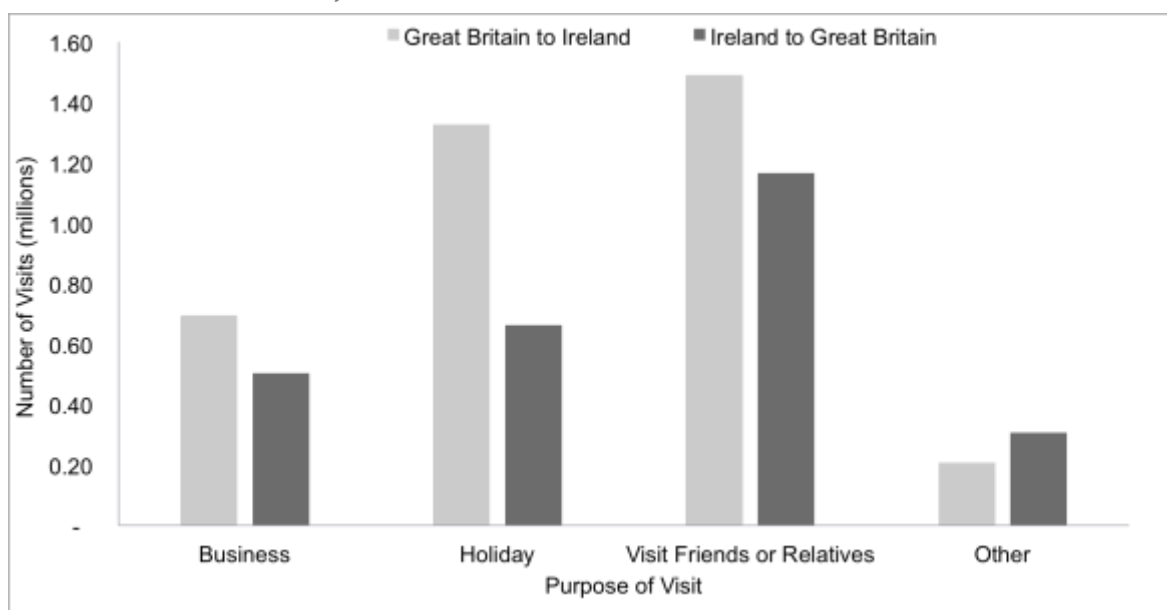
16. A significant number of journeys between Great Britain and Ireland will also be made by individuals who are not resident in either.²⁸

Movements between Northern Ireland and Ireland

17. NISRA estimates that in 2016 456,000 overnight trips to Northern Ireland were made by residents of Ireland.²⁹ 44% of overnight trips to Northern Ireland by residents of Ireland were for the purpose of visiting friends or family, 35% for holidays, 8% for business and 13% for other reasons.³⁰ Expenditure by overnight visitors from Ireland during those trips was estimated to be around £70 million in 2016.³¹

18. A significant proportion of visitors to Northern Ireland by residents from outside the island of Ireland travel through Ireland.³² Around 28% of all visitors to Northern Ireland by residents from outside the island of Ireland arrived at a port or airport in Ireland. Around 9% of visitors to Northern Ireland who were Great Britain residents arrived via a port or airport in Ireland; 64% of visitors resident in the rest of the world did so.

Figure 3: Purpose of visit to Great Britain by Residents of Ireland and to Ireland by Great Britain Residents, 2016



Source: 'ONS ad-hoc data release on visits to Great Britain by residents of Ireland and visits to Ireland by residents of Great Britain, by purpose, 2002-2016', 14 August 2017.

²⁷ ONS ad-hoc data release on visits to Great Britain by residents of Ireland and visits to Ireland by residents of Great Britain, by purpose, 2002-2016', 14 August 2017.

²⁸ Note figures reported in paragraph 2 and 3 are for flows, and those in paragraphs 14, 15 and 17 are for visits or trips: a visit or trip will typically be made up of two flows, one journey there and one back.

²⁹ Northern Ireland Annual Tourism Statistics 2016, NISRA, May 2017.

³⁰ Northern Ireland Annual Tourism Statistics 2016, NISRA, May 2017.

³¹ Northern Ireland Annual Tourism Statistics 2016, NISRA, May 2017.

³² Northern Ireland Annual Tourism Statistics 2016, NISRA, May 2017.

Cross-border Shopping

Movements between Northern Ireland and Ireland

19. Around 47% of cars in Northern Ireland shopping locations near the border are Ireland registered.³³ Total household expenditure on shopping by Ireland resident households in Northern Ireland was around £360 million between Q2 2009 and Q2 2010; this expenditure contributed around £70 million of Gross Value Added in the wholesale/retail sector during this period, approximately 1.6% of the sector's total.³⁴

Cross-border Public Services

20. There are a number of public services that are provided on a cross-border basis between Northern Ireland and Irish institutions. For example, in the area of health and social care services:

- Cancer treatment in Derry/Londonderry, which also provides radiology services for Irish patients, and children's cardiac care, which is provided on an all-Ireland basis in Dublin.
- A number of hospital services in the Western and Southern Health and Social Care Trusts are provided on a cross-border basis, including renal, ENT, GUM and urology.

Long-term Migration

Long-term migration between Ireland and the United Kingdom

21. In 2015 around 2,000 Irish nationals moved to the UK, long-term, for work, and around 3,000 for study.³⁵ In the same year around 1,000 British nationals moved to Ireland, long-term, for work, and around 4,000 for a purpose other than work or study.³⁶

22. The large numbers of people born in Ireland but now resident in the UK, or vice versa, is indicative of a history of material long-term migrant flows. The 2016 Ireland Census showed around 277,000 people who were born in the UK were resident in Ireland.³⁷

³³ Cross-border Shopping, InterTradeIreland, 2016. Note: Average figure quoted is calculated between Q3 2008 and Q1 2017.

³⁴ National household Survey, CSO, 2010 and Department for the Economy Analysis of NISRA Annual Business Inquiry, July 2017. Euros to Sterling conversion calculations carried out using Bank of England exchange rate data.

³⁵ Long-term international migration of EU citizens to and from the UK by main reason 2000-2015, ONS, August 2017. In addition to these figures, a number of Irish nationals are likely to have moved to the UK, long-term, for a reason other than work or study, however such individuals were not found in the *sample* of overall migration used to calculate these figures. Note these long-term migration estimates are based on nationality, rather than place of previous residence, or domicile: some people with Irish nationality moving to the UK may not have resided in Ireland immediately prior to this move. Further caution in interpreting these figures is needed as a result of people born in Northern Ireland having rights to Irish citizenship, in addition to British citizenship: there are many dual nationals. The ONS will be publishing a report based on country of birth, rather than nationality, on 21st September (Living abroad: the dynamics of migration between Britain and Ireland)

³⁶ Long-term international migration of British Citizens to and from the UK by main reason 2000-2015, ONS, August 2017. In addition to these figures, a number of UK nationals are likely to have moved to Ireland, long-term, for study, however such individuals were not found in the *sample* of overall migration used to calculate these figures.

³⁷ CSO Census 2016, CSO, July 2017.

The ONS estimate that in 2015 around 382,000 people born in Ireland were resident in the UK.³⁸

Long-term migration between Northern Ireland and Ireland

23. Long-term migration between Northern Ireland and Ireland forms a subset of overall Ireland-UK migration. Based on analysis of medical card data, long-term migration inflows from Ireland to Northern Ireland have averaged around 1,500 a year between 2010 and 2015.³⁹
24. The large number of people born in Ireland but now resident in Northern Ireland, or vice versa, is indicative of a history of material long-term migrant flows. Based on the latest Northern Ireland census data, in 2011 around 38,000 people born in Ireland were resident in Northern Ireland.⁴⁰ The 2016 Ireland Census showed around 57,000 people who were born in Northern Ireland were resident in Ireland.⁴¹

³⁸ Population of the United Kingdom by Country of Birth and Nationality 2015, ONS, August 2016.

³⁹ Department of Health (Northern Ireland) analysis of Health Card Registrations from Non-UK Nationals By Country Of Birth, 2016.

⁴⁰ 2011 Census, ONS.

⁴¹ CSO Census 2016, CSO, July 2017.